

MBR130LSF

**Low Forward Voltage Drop
Schottky Barrier Diodes**

Features

- High Surge Capability
- Super Low Forward Voltage Drop
- Low Profile Package
- Lead Free Finish/Rohs Compliant (Note1) ("P" Suffix designates Compliant. See ordering information)

Mechanical Data

- Packaging: SOD-123FL
- Marking Code: L3
Epoxy meets UL 94 V-0 flammability rating
Moisture Sensitivity Level 1

Maximum Ratings

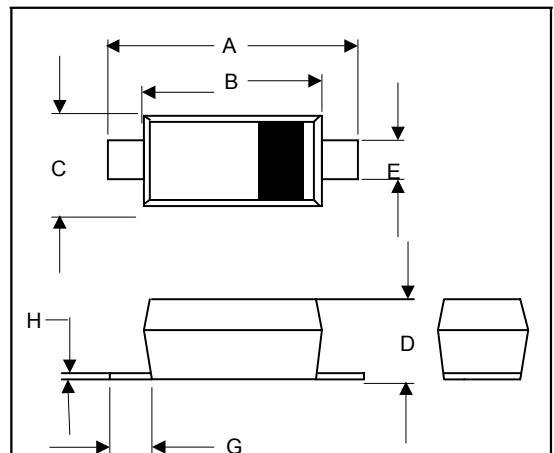
Symbol	Parameter	Rating	Unit
$V_{R(RMS)}$	Maximum RMS Voltage	21	V
V_{RRM}	Repetitive Reverse Voltage	30	V
$I_{F(AV)}$	Average Forward Current	1	A
I_{FSM}	Surge Forward Current at 8.3ms	30	A
$R_{\theta JL}$	Typical Thermal Resistance Junction to lead	26	°C/W
T_J	Operating Junction Temperature	-65 to +125	°C
T_{STG}	Storage Temperature	-65 to +125	°C

Electrical Characteristics @ 25°C Unless Otherwise Specified

Symbol	Parameter	Min	Max	Units
V_F	Forward Voltage @0.1A	----	0.29	V
	@0.7A	----	0.36	
	@1A	----	0.38	
I_R	Leakage Current @VR=30V	----	1.0	mA

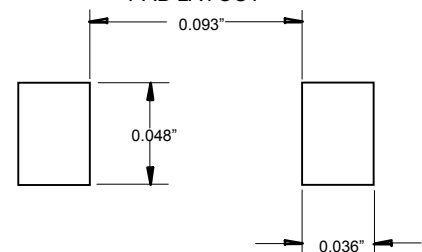
Notes: 1. High Temperature Solder Exemption Applied, see EU Directive Annex Notes 7.

SOD-123FL



DIM	INCHES		MM		NOTE
	MIN	MAX	MIN	MAX	
A	.140	.152	3.55	3.85	
B	.100	.112	2.55	2.85	
C	.055	.071	1.40	1.80	
D	.037	.053	0.95	1.35	
E	.020	.039	0.50	1.00	
G	.010	-----	0.25	-----	
H	-----	.008	----	.20	

SUGGESTED SOLDER PAD LAYOUT



MBR130LSF

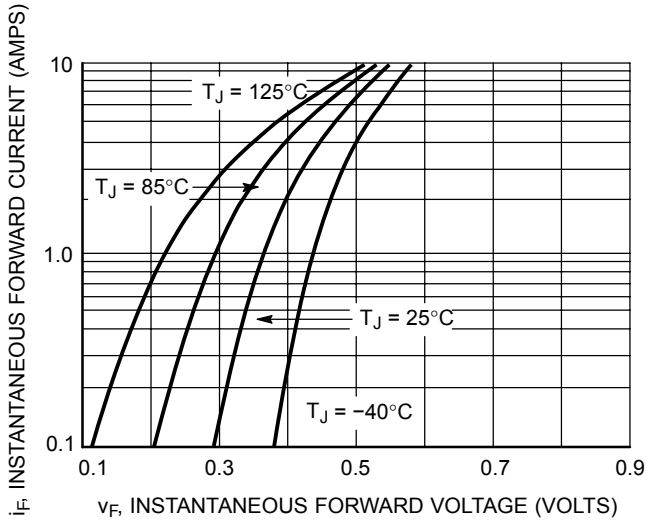


Figure 1. Typical Forward Voltage

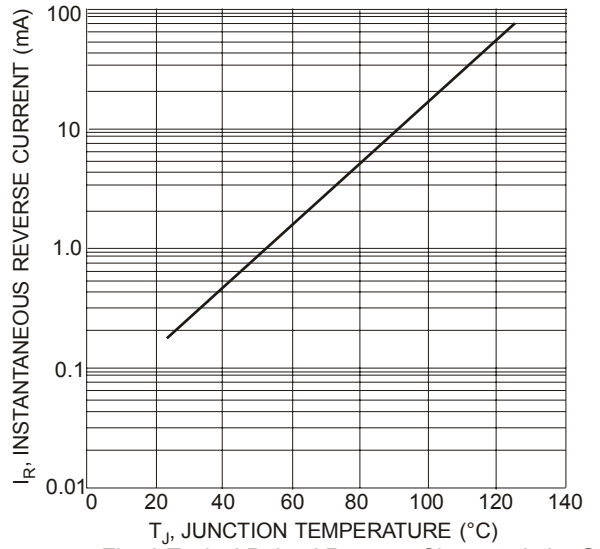


Fig. 2 Typical Pulsed Reverse Characteristics@30V

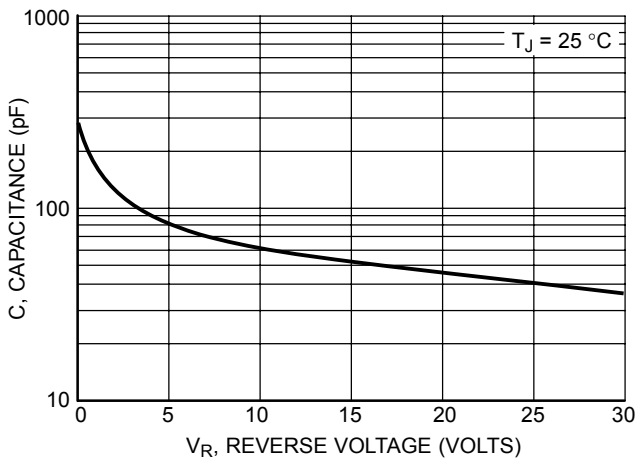


Figure 3. Capacitance